

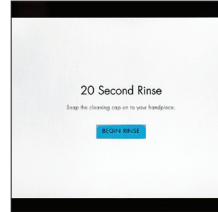
# Hydrafacial™ Syndeo System Cleaning



## END OF EVERY TREATMENT



Ensure the cleaning cap is attached to the handpiece and open valve to full +



Perform a 20-second system rinse



Drain the waste container

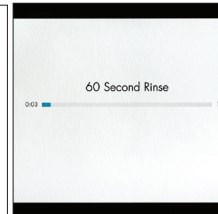


Rinse with water

## END OF EVERY DAY



Ensure the cleaning cap is attached to the handpiece and open valve to full +



Perform a 60-second system rinse



Wash the waste container with soap and water



Let it air dry

## HANDPIECE CLEANING – WEEKLY




On the menu screen, select Handpiece Rinse from the System Rinses



Clean the handpiece, tubing chambers and aluminum head with a germicidal wipe



Open control valve to the +




Detach the handpiece from all tubing by gently twisting the knobs counter-clockwise



Insert the cleaning brush into the vacuum (smaller) opening on the face of the handpiece. Push the brush in and out fully while rotating three times. Repeat in



Insert the cleaning brush into the vacuum (smaller) opening on the face of the handpiece. Push the brush in and out fully while rotating three times. Repeat in blue connector



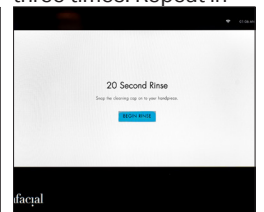
Remove the cleaning cap and blow air into the blue return line two times



Re-attach the tubing




Attach the cleaning cap



Perform a 20-second system rinse

# Hydrafacial™ Syndeo System Cleaning

## MANIFOLD CLEANING – AFTER EVERY 25 TREATMENTS



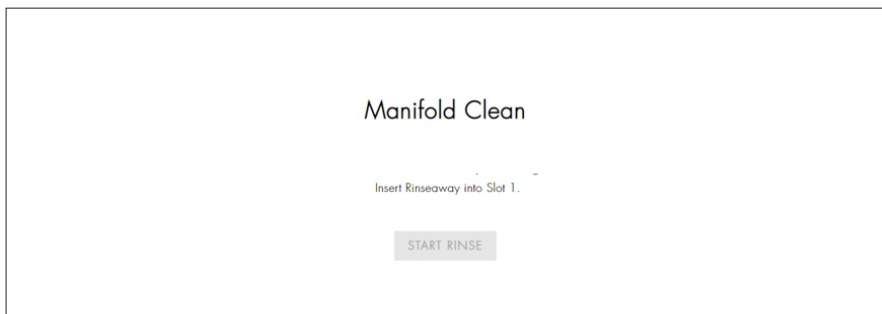
On the screen, select Menu. Then, select System Rinses, then Manifold Clean



Remove bottles from the manifold



Place a towel under the serum straws to capture liquid



Follow the prompts on the screen



Insert Device Rinse bottle into Slot 1. Select Start Rinse.



When rinse is complete, disconnect Device Rinse bottle from Slot 1 and connect to Slot 2. Select Continue.



When rinse is complete, disconnect Device Rinse bottle from Slot 2 and connect to Slot 3. Select Continue




Reconnect all the serums and clean the waste container

## LED LIGHTS



To Clean: Wipe softly with a slightly damp soft towel, then dry with a soft towel



To Disinfect: Unplug the device from the power source. Wipe the surface of the device with an approved disinfectant wipe for at least 30 seconds.

Approved disinfectants: CaviWipes Towelettes

## LYMPHATIC THERAPY



Clean the lymphatic handpieces with a germicidal solution on any area that makes contact with the skin



## SYSTEM TOUCHSCREEN



Use a glass cleaner and a microfiber cloth or towel to clean the system touch screen. Spray on the cloth, not directly on the screen

