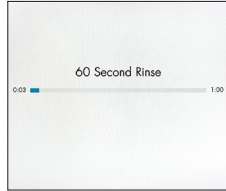


Hydrafacial® Syndeo System Cleaning



END OF EVERY TREATMENT



Perform a 60-second system rinse.



Drain the Gunkie jar.

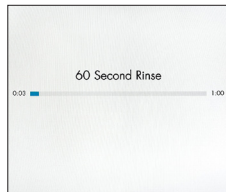


Rinse with water.



Ensure the cleaning cap is attached to the handpiece as the 1st step.

END OF EVERY DAY



Perform a 60-second system rinse.



Wash the waste container with soap and water.



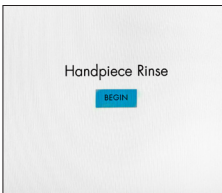
Let it air dry.



Ensure the cleaning cap is attached to the handpiece as the 1st step.

PLEASE NOTE: Warnings and updates are provided through the notification banner at the top of the screen. Please watch for these alerts and click to learn more.

HANDPIECE CLEANING - WEEKLY



On the menu screen, select Handpiece Rinse from the System Rinses.



Open control valve to the +.



Detach the handpiece from all tubing by gently twisting the knobs counter-clockwise.



Remove the cleaning cap, then insert the cleaning brush into the vacuum (smaller) opening on the face of the handpiece. Push the brush in and out fully while rotating three times. Repeat in blue connector.



Blow air into the blue return line two times.



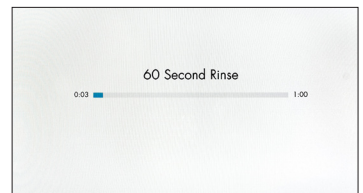
Clean the external handpiece and aluminum head with a germicidal wipe.



Re-attach the tubing.



Put on the cleaning cap.



Perform a 60-second system rinse.

Hydrafacial® Syndeo System Cleaning

MANIFOLD CLEANING - EVERY WEEK


PRO TIP: Plan the same time each week to complete your manifold clean so it is never forgotten (example: 9am every Monday)



On the screen, select Menu. Then, select Manifold Rinse from the System Rinses.



Remove serums from the manifold.



Place a towel under the serum straws to capture liquid.



Insert Device Rinse bottle into Slot 1. Select Start Rinse.



When rinse is complete, disconnect Device Rinse bottle from Slot 1 and connect to Slot 2. Select Continue.



When rinse is complete, disconnect Device Rinse bottle from Slot 2 and connect to Slot 3. Select Continue.



When rinse is complete, disconnect Device Rinse bottle from Slot 3 and connect to Slot 4. Select Continue.



Make sure to press 'Return Home' after completing Slot 4.



Replace the remaining serum bottles and clean the Gunkie Jar.

LED LIGHTS



To Clean: Unplug the device and wipe softly with a slightly damp soft towel, then dry with a soft towel.

To Disinfect: Unplug the device from the power source. Wipe the surface of the device with an approved disinfectant wipe for at least 30 seconds.

Approved disinfectants are: CaviWipes Towelettes.

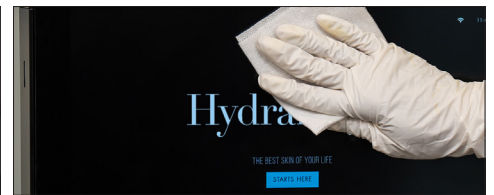
LYMPHATIC THERAPY



Clean the lymphatic handpieces with a germicidal solution on any area that makes contact with the skin.



SYSTEM TOUCHSCREEN



Use a mild glass cleaner and a microfiber cloth or towel to clean the system touch screen. Spray on the cloth, not directly on the screen.

Wipe down the system and screen with a microfiber cloth regularly to prevent buildup of dust, debris, and dirt.